

# STNINDEX USER GUIDE

COPYRIGHT © 2014 AMERICAN CHEMICAL SOCIETY

ALL RIGHTS RESERVED  
PRINTED IN THE U.S.A.

Quoting or copying of material from this publication for educational purposes is encouraged, provided that CAS is acknowledged as the source of the material.

## TABLE OF CONTENTS

### STNINDEX INTRODUCTION

Introduction .....	5
A Quick Look at Using STNindex .....	6
INDEX .....	6
SEARCH .....	7
SET BANNER .....	8
FILE HITS.....	8
Search STNindex Query .....	8
SET DUPORDER.....	9
DUPLICATE REMOVE.....	9
DISPLAY and PRINT .....	10
Entering STNindex with the INDEX command .....	11
Clusters .....	11
SET CLUSTER .....	11
Assigning a Cost Center.....	12
Defining a Default Cluster .....	13
Searching in STNindex.....	14
SET DETAIL ON .....	14
L-Number Queries in STNindex.....	15
Expanding in STNindex .....	16
Using E-numbers in STNindex .....	17
Ranking Databases in STNindex.....	19
Entering a Multifile Session from STNindex .....	20
Displaying the Session History in STNindex.....	22
Getting Help in STNindex .....	23
Cost of Using STNindex .....	24
List of STN Database Clusters for STNindex .....	25
List of Valid STNindex Commands .....	27



## INTRODUCTION

Do you wonder if the content of a new database might answer many of the questions you are asked? Do you hesitate to try a new database, uncertain of its contents? Would you like to experiment with a search strategy to develop the best way to ask your question? Do you recognize the benefits of searching multiple databases but remain uncertain about which ones might contain information most relevant to your search? STNindex answers all these questions.

STNindex is a cost-effective, easy-to-use way to determine which STN<sup>®</sup> databases contain the information you need. In STNindex, you can test your search strategy by scanning unfamiliar databases without actually entering them. While accumulating only a modest connect hour fee, STNindex reveals the number of answers your search question will retrieve, should you conduct a search within a particular database.

### STNINDEX ALLOWS YOU TO

- identify your databases with a single command
- use automatically-ranked F-numbers as synonyms for database names
- assign a cost center to your STNindex session
- add or exclude databases from system-defined and user-defined clusters and use the clusters to identify databases
- display the STNindex session
- access online HELP for STNindex databases and features

### KEY BENEFITS

- Re-use a query in other databases in addition to STNindex
- Use EXPAND and other commands within the set of databases you identify to scan
- Quickly enter databases that contain answers
- Automatically rank search results based on number of hits
- Create your own default set of databases to use with the INDEX command
- Specify the level of detail displayed in your answer set

### RESOURCES

For additional information on this feature, refer to the STN Quick Reference Card *INDEX for evaluating databases and searches*, and online HELP messages.

## A QUICK LOOK AT USING STNINDEX

If you are familiar with similar index features on other systems, the information in this section may be all you need to get started in STNindex. Later sections provide a more detailed look at the commands and features of STNindex.

The following steps are an overview of how to use STNindex, along with other STN features such as multifile searching and duplicate detection, that will help you quickly and easily retrieve and customize results:

1. Run your search using STNindex.
2. Enter the database(s) that contain answers based on an STNindex scan.
3. Search the query in the database(s).
4. Remove duplicates.
5. (Optional) Scan results.

## INDEX

Use the INDEX command to enter STNindex and identify the databases to be scanned or use an STN predefined cluster to enter multiple databases that contain information on a specific area (e.g., BIOSCIENCE). STNindex identifies each of the databases entered, followed by the time and date summary line indicating the total number of files in the current index.

```
=> INDEX BIOSCIENCE

INDEX 'ADISCTI, ADISINSIGHT, ADISNEWS, AGRICOLA, ANABSTR, ANTE, AQUALINE,
      AQUASCI, BIOENG, BIOSIS, BIOTECHABS, BIOTECHDS, BIOTECHNO, CABA,
      CAPLUS, CEABA-VTB, CIN, CONFSCI, CROPB, CROPU, DDFB, DDFU, DGENE,
      DISSABS, DRUGB, DRUGU, ...' ENTERED AT
      13:37:31 ON 13 OCT 2009

69 FILES IN THE FILE LIST IN STNINDEX

Enter SET DETAIL ON to see search term postings or to view
search error messages that display as 0* with SET DETAIL OFF.
```

## SEARCH

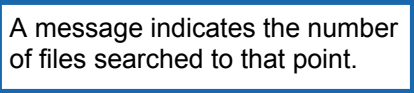
When you search, STNindex displays the number of answers present in each file, in addition to a summary line that indicates how many files have answers and how many files were searched. An L-number query that contains your search terms is then created.

```
=> S GENE THERAPY AND ARTHRITIS

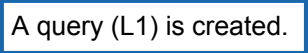
    17  FILE ADISCTI
    23  FILE ADISINSIGHT
    17  FILE ADISNEWS
     8  FILE AGRICOLA
     2  FILE ANTE
   162  FILE BIOENG
   406  FILE BIOSIS
  4054  FILE BIOTECHABS
  4054  FILE BIOTECHDS
   356  FILE BIOTECHNO
     8  FILE CABA
  1230  FILE CAPLUS
15 FILES SEARCHED...
    13  FILE CEABA-VTB
    36  FILE CIN
      .
      .
      .
     1  FILE RDISCLOSURE
   701  FILE SCISEARCH
   426  FILE TOXCENTER
   156  FILE USGENE
60 FILES SEARCHED...
 14565  FILE USPATFULL
   2848  FILE USPAT2
   3748  FILE WPIDS
   3748  FILE WPINDEX

44 FILES HAVE ONE OR MORE ANSWERS,   69 FILES SEARCHED IN STNINDEX

L1  QUE GENE THERAPY AND ARTHRITIS
```



A message indicates the number of files searched to that point.



A query (L1) is created.

## SET BANNER

Enter command SET BANNER OFF before entering the databases with answers to suppress the database entry banners that display when entering multiple databases. With the banners suppressed, only lines listing the names of the files entered, copyrights, and the total number of files entered are displayed.

```
=> SET BANNER OFF
SET COMMAND COMPLETED
```

## FILE HITS

Use FILE HITS to enter databases that STNindex has found to contain answers. Exclude any irrelevant databases by placing a minus sign (-) in front of the database name in the FILE HITS command line.

```
=> FILE HITS -DGENE -USPATFULL -USPAT2 -WPIDS -WPINDEX -BIOTECHABS -
BIOTECHDS

FILES 'CAPLUS, EMBASE, SCISEARCH, MEDLINE, TOXCENTER, BIOSIS,
      BIOTECHNO, ESBIODBASE, IFIPAT, PASCAL, LIFESCI, DRUGU, DDFU,
      BIOENG, USGENE, GENBANK, IMSRESEARCH, CIN, ADISINSIGHT, ADISCTI,
      ADISNEWS, CEABA-VTB, AGRICOLA, CABA, CONFSCI, DISSABS, ANTE, EMBAL,
      FROSTI, NTIS, RDISCLOSURE'
ENTERED AT 13:43:27 ON 13 OCT 2009
ALL COPYRIGHTS AND RESTRICTIONS APPLY.  SEE HELP USAGETERMS FOR DETAILS.

31 FILES IN THE FILE LIST
```

## SEARCH STNINDEX QUERY

Use the L-number query created in STNindex as your search statement in the multifile session. An L-number answer set is created as each database is searched, the number of answers in each file is displayed on the same line, and a final composite L-number answer set containing all answers retrieved is created.

```
=> S L1

L2          1230 FILE CAPLUS
L3           744 FILE EMBASE
L4           701 FILE SCISEARCH
*
*
*
L36          1 FILE FROSTI
L37           1 FILE NTIS
L38           1 FILE RDISCLOSURE

TOTAL FOR ALL FILES
L39          7175 L1
```

A final answer set (L39) with all answers is created.



## SET DUPORDER

To arrange a DUPLICATE REMOVE answer set in file order (the order that the databases are searched), use the command SET DUPORDER FILE before removing duplicates. If you do not set this order, the answers will appear in reverse chronological order, based on the duplicate detection algorithm. Arranging them in file order makes it easier to see which answers are in a specific database.

## DUPLICATE REMOVE

Use DUPLICATE REMOVE to remove any duplicates from the final answer set. The order used in DUPLICATE is the order in which the databases are entered (the ranked order, in this case). An answer set is created and answer numbers for each file are displayed.

```

=> SET DUPORDER FILE

SET COMMAND COMPLETED

=> DUPLICATE REMOVE L39

DUPLICATE IS NOT AVAILABLE IN 'USGENE, GENBANK, IMSRESEARCH, ADISINSIGHT,
ADISNEWS, RDISCLOSURE'.
ANSWERS FROM THESE FILES WILL BE CONSIDERED UNIQUE
DUPLICATE PREFERENCE IS 'CAPLUS, EMBASE, SCISEARCH, MEDLINE,
TOXCENTER, BIOSIS, BIOTECHNO, ESBIODBASE, IFIPAT, PASCAL, LIFESCI, DRUGU,
DDFU, BIOENG, USGENE, GENBANK, IMSRESEARCH, CIN'
KEEP DUPLICATES FROM MORE THAN ONE FILE? Y/(N):.
PROCESSING IS APPROXIMATELY 17% COMPLETE FOR L39
PROCESSING IS APPROXIMATELY 37% COMPLETE FOR L39
PROCESSING IS APPROXIMATELY 46% COMPLETE FOR L39
PROCESSING IS APPROXIMATELY 60% COMPLETE FOR L39
PROCESSING IS APPROXIMATELY 77% COMPLETE FOR L39
PROCESSING COMPLETED FOR L39
L40      4136 DUPLICATE REMOVE L39 (3039 DUPLICATES REMOVED)
          ANSWERS '1-1212' FROM FILE CAPLUS
          ANSWERS '1213-1694' FROM FILE EMBASE
          ANSWERS '2400-2752' FROM FILE SCISEARCH
          ANSWERS '2753-2862' FROM FILE MEDLINE
          ANSWERS '2863-2887' FROM FILE TOXCENTER
          ANSWERS '2888-3022' FROM FILE BIOSIS
          ANSWERS '3023-3040' FROM FILE BIOTECHNO
          ANSWERS '3041-3057' FROM FILE ESBIODBASE
          *
          *
          *
          ANSWER '4134' FROM FILE FROSTI
          ANSWER '4135' FROM FILE NTIS
          ANSWER '4136' FROM FILE RDISCLOSURE

```

Progress reports inform users of approximate processing time.

The answer set of unique answers is created. The answer range for each file is displayed.

## DISPLAY AND PRINT

STNindex allows you to display answers in a format that suits your needs. The answer number line includes the database name and the answer numbers can be used to display information from specific databases (if the answer displayed was a duplicate, the DUPLICATE label is displayed).

You can have the search results delivered to yourself or another recipient by traditional mail, e-mail, or fax using the PRINT command. To send the answer to a specific e-mail account, choose the EMAIL option in the PRINT command.

```

=> D TI 1 1213 2400

L40 ANSWER 1 OF 4136 CAPLUS DUPLICATE 3
TI Chemical inhibitors of inh n

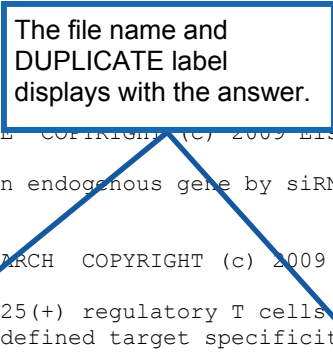
L40 ANSWER 1213 OF 4136 EMBASE COPYRIGHT (c) 2009 Elsevier B.V. All
rights reserved on STN DUPLICATE 7
TI Therapeutic silencing of an endogenous gene by siRNA cream in an
arthritis model mouse.

L40 ANSWER 2400 OF 4136 SCISEARCH COPYRIGHT (c) 2009 The Thomson
Corporation on STN DUPLICATE 6
TI Redirecting human CD4(+)CD25(+) regulatory T cells from the
peripheral blood with pre-defined target specificity

=> PRINT L40 1-10 EMAIL

L40 CONTAINS 4136 ANSWERS CREATED ON 13 OCT 2009 AT 13:50:42
ENTER EMAIL ID (6099C):BLIGHTYEAR@CAS.ORG.INTERNET
BLIGHTYEAR@CAS.ORG.INTERNET
RECEIVE DELIVERY NOTIFICATION? (Y)/N:N
ENTER PRINT FORMAT (FILEDEFAULT) OR ?:.
10 ANSWERS PRINTED FOR EMAIL REQUEST NUMBER E286352C

```



## ENTERING STNINDEX WITH THE INDEX COMMAND

The INDEX command is used to enter STNindex and to identify the databases to be scanned. You may enter database names, system-defined clusters, user-defined clusters, or combinations of these. A minimum of two databases is needed.

Database names are displayed at entry to STNindex, followed by the entry time and date and a summary line indicating the total number of files entered is also displayed. At any time in the STNindex session, you can view the complete list of the databases in the index by entering D CLU CURRENT at an arrow prompt.

## CLUSTERS

Clusters offer options for quickly entering databases, based on your search needs. Databases that do not contain searchable information are excluded (e.g., STNMAIL), as are the complementary learning files. To display a list of the cluster names, use command D CLUSTER. To see the databases included in a cluster, enter D CLUSTER followed by the cluster name (e.g., D CLUSTER BIOSCIENCE).

Although there are many system-defined clusters available on STN, all permissible in INDEX, three broad database clusters are available:

- ALLBIB—all bibliographic databases on STN
- AUTHORS—all databases containing the author or inventor fields
- CORPSOURCES—all databases containing the corporate source field

## SET CLUSTER

Use the SET CLUSTER command to define your own cluster. You can combine system-defined clusters, user-defined clusters, individual database names, or combinations of these, which allows results to be returned from all STN databases, or as few as two.

```

=> INDEX

ENTER FILE OR CLUSTER NAMES (none):PETROLEUM CHEMLIST

INDEX 'CAPLUS, CBNB, CIN, COMPENDEX, ENCOMPLIT, ENCOMPLIT2,
      ENCOMPPAT, ENCOMPPAT2, GEOREF, IFIPAT, INSPEC, NTIS, PASCAL,
      TRIBO, TULSA, TULSA2, USPATFULL, USPAT2, CHEMLIST'
ENTERED AT 11:26:46 ON 14 OCT 2009

19 FILES IN THE FILE LIST IN STNINDEX

Enter SET DETAIL ON to see search term postings or to view
search error messages that display as 0* with SET DETAIL OFF.

=> D CLUSTER PETROLEUM

CLUSTER NAME      CLUSTER DEFINITION
-----
PETROLEUM         CAPLUS CBNB CIN COMPENDEX ENCOMPLIT
                  ENCOMPLIT2 ENCOMPPAT ENCOMPPAT2 GEOREF IFIPAT INSPEC
                  NTIS PASCAL TRIBO TULSA TULSA2 USPATFULL USPAT2
                  Petroleum Cluster
  
```

To view databases in a cluster, use the DISPLAY command.

**NOTE**

Type **HELP SET CLUSTER** at an arrow prompt while online for more information.

**=> D CLUSTER CURRENT**

CLUSTER NAME	CLUSTER DEFINITION
CURRENT	CAPLUS CBNB CIN COMPENDEX ENCOMPLIT ENCOMPLIT2 ENCOMPPAT ENCOMPPAT2 GEOREF IFIPAT INSPEC NTIS PASCAL TRIBO TULSA TULSA2 USPATFULL USPAT2 CHEMLIST Current file environment Cluster

**ASSIGNING A COST CENTER**

You may assign a cost center to your STNindex searches so that you can monitor or allocate session costs. To set a cost center, enter **INDEX COST=** and the center name.

**=> INDEX CASRNS COST=JOHNSON199**

```
INDEX 'ADISINSIGHT, ADISNEWS, AGRICOLA, ANABSTR, AQUIRE,
      BIOSIS, BIOTECHNO, CABA, CAPLUS, CASREACT, CBNB, CEABA-VTB,
      CHEMCATS, CHEMINFORMRX, CHEMLIST, CHEMSAFE, CIN, CSCHEM, CSNB,
      DDFU, DETHERM, DRUGU, EMBASE, ENCOMPLIT, ENCOMPLIT2, ENCOMPPAT,
      ...'
```

```
ENTERED AT 11:28:36 ON 14 OCT 2009
CHARGED TO COST=JOHNSON199
```

```
61 FILES IN THE FILE LIST IN STNINDEX
```

```
Enter SET DETAIL ON to see search term postings or to view
search error messages that display as 0* with SET DETAIL OFF.
```

**SEARCH TIP**

To keep processing time to a minimum, choose only relevant databases rather than larger search clusters, as processing time in STNindex is based on the number of databases entered and the complexity of your query.

## DEFINING A DEFAULT CLUSTER

Defining a default cluster for the INDEX command allows you to quickly enter a commonly-used set of databases. Use the SET DCLUSTER command, which allows you to select a system-defined or user-defined cluster as your INDEX default (the default cluster is for INDEX only and does not affect your STN default login database, the database you enter automatically when you log into STN).

The system prompt for the database or cluster name shows the default cluster name in parentheses after you define an INDEX default cluster. To enter this cluster, simply type a period (.). Note that when you use the expert version of INDEX (IND) you are automatically entered into the default cluster.

For more information, enter HELP SET DCLUSTER at an arrow prompt while online.

To verify what you have established as your INDEX default cluster, enter D SET DCLUSTER at an arrow prompt. To view the definition of the default cluster, enter D CLUSTER followed by the default cluster name. To remove a default cluster, enter SET DCLUSTER and choose the default (NONE). This resets the INDEX default to NONE.

```

=> SET DCLUSTER PERM

ENTER A CLUSTER NAME OR (NONE):toxicology
SET COMMAND COMPLETED

=> INDEX

ENTER FILE OR CLUSTER NAMES (TOXICOLOGY):.
INDEX 'ADISCTI, ADISINSIGHT, ADISNEWS, AGRICOLA, AQUIRE, BIOENG,
      BIOSIS, BIOTECHNO, CABA, CAPLUS, CHEMLIST, CSNB, DDFB, DDFU,
      DISSABS, DRUGB, DRUGU, EMBAL, EMBASE, ENERGY, ESBIODBASE, FOMAD,
      FROSTI, FSTA, HEALSAFE, ...'
ENTERED AT 11:30:36 ON 14 OCT 2009 CHARGED TO COST=JOHNSON199

48 FILES IN THE FILE LIST IN STNINDEX

=> D SET DCLUSTER

SET PARAMETER CURRENT          PERMANENT          LOGIN          DEFAULT
-----
DCLUSTER          'TOXICOLOGY'    'TOXICOLOGY'    'NONE'         'NONE'

=> D CLUSTER TOXICOLOGY

CLUSTER NAME          CLUSTER DEFINITION
-----
TOXICOLOGY            ADISCTI ADISINSIGHT ADISNEWS AGRICOLA AQUIRE
                     BIOENG BIOSIS BIOTECHNO CABA CAPLUS CHEMLIST CSNB
                     DDFB DDFU DISSABS DRUGB DRUGU EMBAL EMBASE ENERGY
                     ESBIODBASE FOMAD FROSTI FSTA HEALSAFE IPA
                     KOSMET LIFESCI MEDLINE MSDS-OHS NAPRALERT PASCAL
                     RTECS SCISEARCH TOXCENTER ULIDAT VETB VETU
                     Toxicological Information Cluster

=> SET DCLUSTER

ENTER A CLUSTER NAME OR (NONE):.
SET COMMAND COMPLETED

```

Delete the default cluster. If no default cluster is set, there is no default in INDEX.

## SEARCHING IN STNINDEX

After entering STNindex, use the SEARCH command to enter your search terms and to scan the databases for answers. The system displays a posting line for only those files that have answers.

## SET DETAIL ON

If your query syntax is not valid in one or more of the files scanned, the posting list displays the posting count followed by an asterisk (\*), even if the count is zero. The asterisk indicates that an error or warning message occurred in the file.

To see the error message, SET DETAIL ON and rerun the search. The intermediate postings, the query interpretation, and any error or warning messages for all databases in your STNindex search will display when DETAIL is ON.

```
=> INDEX BIOSIS CAPLUS CHEMLIST
```

```
INDEX 'BIOSIS, CAPLUS, CHEMLIST' ENTERED AT AT 11:34:50 ON 14 OCT
2009
```

```
3 FILES IN THE FILE LIST IN STNINDEX
```

```
Enter SET DETAIL ON to see search term postings or to view
search error messages that display as 0* with SET DETAIL OFF.
```

```
=> S RAT POISON? AND THALLIUM/TI
```

```
12  FILE BIOSIS
22  FILE CAPLUS
0*  FILE CHEMLIST
```

An asterisk indicates an error or warning was encountered when the file was scanned.

```
2 FILES HAVE ONE OR MORE ANSWERS, 3 FILES SEARCHED IN STNINDEX
```

```
L1  QUE RAT POISON? AND THALLIUM/TI
```

```
=> SET DETAIL ON
```

Use SET DETAIL ON to see what the errors are.

```
SET COMMAND COMPLETED
```

## L-NUMBER QUERIES IN STNINDEX

Searching in STNindex differs from single- or multifile searching in several ways:

- Queries are created instead of answer sets.
- Before STNindex results can be displayed or printed, you must first enter the databases that have hits and then search the STNindex query.
- Structure searching, subset searching, and sequence searching are not allowed.

However, as with any other query, STNindex L-numbers may be

- Combined with other search terms in STNindex to further refine results
- Combined in other single- or multifile searches
- Saved for future use

### SEARCH TIP

To reduce search processing time, try combining search terms into one query instead of searching individual terms sequentially, as processing time in STNindex is based on the simplicity or complexity of your query.

Intermediate postings and errors are shown for each file scanned in INDEX.

```

=> S L1

FILE 'BIOSIS'
  1550679 RAT
  727338 RATS
  1796757 RAT
      (RAT OR RATS)
  64557 POISON?
  539 RAT POISON?
      (RAT (W) POISON?)
  7553 THALLIUM/TI
  4 THALLIUMS/TI
  7554 THALLIUM/TI
      ((THALLIUM OR THALLIUMS)/TI)
  12 RAT POISON? AND THALLIUM/TI
      .
FILE 'CHEMLIST'
'TI' IS NOT A VALID FIELD CODE
      .
      .
      .
L2  QUE L1

=> SET DETAIL OFF

SET COMMAND COMPLETED

=> S RAT POISON? AND THALLIUM

      16  FILE BIOSIS
      32  FILE CAPLUS

      2 FILES HAVE ONE OR MORE ANSWERS,      3 FILES SEARCHED IN STNINDEX

L3  QUE RAT POISON? AND THALLIUM

```

Use SET DETAIL OFF to reduce the output. Modify the query and test the new profile.

## EXPANDING IN STNINDEX

The EXPAND command operates in STNindex the same way it does in a multifile session. You may use the E-numbers created by an EXPAND in STNindex in the same way you use them in single-file or multifile searches. With SET DETAIL OFF, the default setting, postings from each database are merged into a common term. With SET DETAIL ON, you see the number of postings for the term in each file.

### SEARCH TIP

If you enter SET DETAIL ON to view the postings for each term from each database in EXPAND, be sure to SET DETAIL OFF before you begin the STNindex search if you do not want to view the detailed posting displays for each file.

```

=> INDEX CAPLUS BIOSIS

INDEX 'CAPLUS, BIOSIS' ENTERED AT 11:38:32 ON 14 OCT 2009

2 FILES IN THE FILE LIST IN STNINDEX

Enter SET DETAIL ON to see search term postings or to view
search error messages that display as 0* with SET DETAIL OFF.

=> E ALAR

E1          1      ALAQUOTS/BI
E2          1      ALAQX/BI
E3         2331 --> ALAR/BI
E4          1      ALAR12/BI
E5          7      ALAR2/BI
E6         11      ALAR3/BI
E7         18      ALAR4/BI
E8          1      ALAR56/BI
E9          2      ALAR6/BI
E10         3      ALAR85/BI
E11        525     ALARA/BI
E12         1      ALARA3/BI

=> SET DETAIL ON

SET COMMAND COMPLETED

=> E ALAR

E#      FILE          FREQUENCY  TERM
--      ---          -
E1      BIOSIS          1      ALAQUOTS/BI
E2      BIOSIS          1      ALAQX/BI
E3      CAPLUS          2331 --> ALAR/BI
        BIOSIS          918      ALAR/BI
        CAPLUS          1413     ALAR/BI
E4      CAPLUS          1      ALAR12/BI
*
*
*
E11     CAPLUS          525     ALARA/BI
        BIOSIS          396     ALARA/BI
        BIOSIS          129     ALARA/BI
E12     CAPLUS          1      ALARA3/BI

```



## USING E-NUMBERS IN STNINDEX

In order to use the CAS Registry Numbers<sup>®</sup> in a CAS REGISTRY<sup>SM</sup> L-number answer set as search terms in STNindex, you must select the Registry Numbers and then use the E-numbers as your search terms. If you search the L-number, the query that created the answer set is searched, not the CAS Registry Numbers of the answers.

Please note that in STNindex, crossing over of the REGISTRY L-number answer set as the search term is impossible, nor can SmartSELECT be used.

To search the CAS Registry Numbers retrieved in REGISTRY in STNindex, complete the following steps:

1. Perform your search in REGISTRY.
2. SELECT the CAS Registry Numbers from all answers in the answer set; the extracted CAS Registry Numbers will have /BI appended.
3. Enter the appropriate STNindex cluster (the CASRNS cluster is made up of all STN databases that have searchable CAS Registry Numbers).
4. Use the E-numbers from SELECT as the search terms. You may combine the E-numbers with other search terms if you like.

This procedure can also be used to extract and search CAS Registry Numbers from other STN databases to be used as search terms in STNindex.

```

=> FIL REGISTRY

=> S AMINA

L1          18 AMINA

=> SEL 1- RN

E1 THROUGH E18 ASSIGNED

=> D SEL E1

E1          1      102087-11-6/BI

=> INDEX CASRNS

INDEX 'ADISINSIGHT, ADISNEWS, AGRICOLA, ANABSTR, AQUIRE,
      BIOSIS, BIOTECHNO, CABA, CAPLUS, CASREACT, CBNB, CEABA-VTB,
      CHEMCATS, CHEMINFORMRX, CHEMLIST, CHEMSAFE, CIN, CSCHEM, CSNB,
      DDFU, DETHERM, DRUGU, EMBASE, ENCOMPLIT, ENCOMPLIT2, ENCOMPPAT,
      ...'

ENTERED AT 11:44:21 ON 14 OCT 2009

61 FILES IN THE FILE LIST IN STNINDEX

Enter SET DETAIL ON to see search term postings or to
view search error messages that display as 0* with SET
DETAIL OFF.
  
```

SELECT the CAS Registry Numbers (RN) for all the answers (1-).

Enter STNindex using the cluster that contains the STN databases that have CAS RNs.

```
=> S E1-E18
```

Search the E-numbers as the search terms.

```
      2  FILE ADISINSIGHT
    125  FILE ADISNEWS
    177  FILE AGRICOLA
      79  FILE ANABSTR
      13  FILE AQUIRE
   7350  FILE BIOSIS
```

```
      .
      .
      .
```

```
      8  FILE USAN
```

```
43 FILES HAVE ONE OR MORE ANSWERS,    61 FILES SEARCHED IN STNINDEX
```

```
L2  QUE (102087-11-6/BI OR 121630-49-7/BI OR 121630-50-0/BI OR 125328-
      46-3/BI OR 146-56-5/BI OR 154-69-8/BI OR 471891-19-7/BI OR 51-
      64-9/BI OR 54-32-0/BI OR 54-62-6/BI OR 59-26-7/BI OR 60563-20-
      4/BI OR 6505-33-5/BI OR 65256-32-8/BI OR 735855-18-2/BI OR
      83381-81-1/BI OR 911932-63-3/BI OR 97-75-6/BI)
```

```
=> FILE HITS; S L2
```

Enter the files  
that have hit CAS  
Registry  
Numbers and  
search the query  
created in  
STNindex (L2).

## RANKING DATABASES IN STNINDEX

To help you more quickly identify databases that have the most answers for a particular search, STNindex automatically ranks the search based on number of hits and a new rank list is created for each search.

Beginning with F1, F-numbers are assigned to the searched files, and ordered by the number of hits in each database. If two or more databases have the same number of answers, those databases without error or warning messages are grouped first, followed by the remainder of the databases in alphabetical order.

You can choose to see all the F-numbers, only those with hits (default), or a range of F-numbers. The F-numbers may also be used in place of database names in a FILE or INDEX command.

```

=> INDEX HEALTH

INDEX 'ADISCTI, ADISINSIGHT, ADISNEWS, AQUALINE, AQUASCI,
      BIOENG, BIOSIS, BIOTECHNO, CAPLUS, CBNB, CHEMLIST, CIN, CONFSCI,
      CSNB, DISSABS, EMBAL, EMBASE, ENERGY, ENVIROENG, ESBIODBASE, FOMAD,
      FROSTI, HEALSAFE, IFIPAT, IPA, ...'
ENTERED AT 11:49:18 ON 14 OCT 2009

43 FILES IN THE FILE LIST IN STNINDEX

Enter SET DETAIL ON to see search term postings or to
view search error messages that display as 0* with SET
DETAIL OFF.

=> S BLACK LUNG AND COAL DUST

      8  FILE BIOSIS
      7  FILE CAPLUS
      6  FILE CIN
      .
      .
      .
     49  FILE USPATFULL
      4  FILE USPAT2

21 FILES HAVE ONE OR MORE ANSWERS,   43 FILES SEARCHED IN STNINDEX

L1  QUE BLACK LUNG AND COAL DUST

=> D RANK

F1      49  USPATFULL
F2      21  TOXCENTER
*
*
*
F21     1   PASCAL

```

To see the rank order at any time, enter DISPLAY RANK after the search process is complete and the L-number query has been created.

## ENTERING A MULTIFILE SESSION FROM STNINDEX

To enter all databases that have hits in STNindex, type FILE HITS at the arrow prompt. This creates a multifile session made up of the databases with answers to your query, which are entered in rank order. In a multifile session, you may

- Combine HITS with other cluster names, files names, F-numbers, or combinations of these.
- Exclude one or more of the HITS by including a minus sign (-) and the file name in the FILE HITS command.
- Use the query created in STNindex as a search term—modify this L-number just as you would in any search (to see the details of the search, SET DETAIL ON before using the SEARCH command, keeping in mind that this setting results in many lines of output).

In STN and STNindex, the limit for the number of databases you can enter and search in a multifile session is not based on a database limit, but an L-number limit of 999. Each database gets an L-number during the search and a composite L-number is created for the total multifile answer set. You may enter as many databases as you want up to the L-999 limit.

Once F-numbers are created, they may be used instead of database names to create your multifile session.

ENTER	TO
=> FILE F1-2	enter the first two files
=> FILE HITS -F3	enter all files with answers except the third ranked file
=> INDEX CAPLUS F1	enter CAplus <sup>SM</sup> and the highest ranked file in the current STNindex in a new STNindex

### SEARCH TIP

When running FILE HITS, use F-numbers to specify file entry order instead of ranked hit order (the default file order). F-numbers allow you to easily and quickly indicate the databases to enter and the order in which they are to be searched.

Enter files that have hits, excluding USPATFULL and USPAT2.

=> **FIL HITS -USPATFULL -USPAT2**

FILES 'TOXCENTER, BIOSIS, CAPLUS, ENERGY, NTIS, CIN, CSNB, EMBASE, MEDLINE, SCISEARCH, DISSABS, LIFESCI, ESBIODBASE, HEALSAFE, POLLUAB, CONFSCI, PASCAL'

ENTERED AT 11:51:55 ON 14 OCT 2009

ALL COPYRIGHTS AND RESTRICTIONS APPLY. SEE HELP USAGETERMS FOR DETAILS.

17 FILES IN THE FILE LIST

=> **S L1**

L2	21	FILE TOXCENTER
L3	8	FILE BIOSIS
L4	7	FILE CAPLUS
L5	7	FILE ENERGY
L6	7	FILE NTIS
L7	6	FILE CIN
L8	5	FILE CSNB
L9	4	FILE EMBASE
L10	4	FILE MEDLINE
L11	4	FILE SCISEARCH
L12	3	FILE DISSABS
L13	3	FILE LIFESCI
L14	2	FILE ESBIODBASE
L15	2	FILE HEALSAFE
L16	2	FILE POLLUAB
L17	1	FILE CONFSCI
L18	1	FILE PASCAL

Search the L-number query (L1) created in STNindex.

An L-number answer set is created for each file searched.

TOTAL FOR ALL FILES

L19 87 L1

A composite L-number answer set with all the answers is created.

## DISPLAYING THE SESSION HISTORY IN STNINDEX

In order to track activity in your last session, use the DISPLAY HISTORY command to view search and result summaries, keeping in mind that databases in session history look different from the searches executed in STNindex. For each STNindex search, a search statement followed by the databases that were scanned and their answer counts is listed, then the L-number query is displayed.

If a warning or an error message occurred during a search, the answer count is followed by an asterisk (\*).

### SEARCH TIP

D CLUSTER CURRENT contains only file information; whereas D HISTORY also contains a summary of search results. Because this file information is visible in DISPLAY HISTORY for STNindex searches, you can use it as an alternative to D CLUSTER CURRENT for viewing the current list of databases.

File listings, search query, and results are displayed for STNindex.

File listings, search query, and results are displayed for the simultaneous multifile search.

```

=> D HIS
      Display the history of the session.

      INDEX 'ADISCTI, ADISINSIGHT, ADISNEWS, AQUALINE,
      AQUASCI, BIOENG, BIOSIS, BIOTECHNO, CAPLUS, CBNB, CHEMLIST, CIN,
      CONFSCI, CSNB, DISSABS, EMBAL, EMBASE, ENERGY, ENVIROENG, ESBIOBASE,
      FOMAD, FROSTI, HEALSAFEIPAT, IPA, ...'
      ENTERED AT 11:49:18 ON 14 OCT 2009
      SEA BLACK LUNG AND COAL DUST
      -----
      8  FILE BIOSIS
      7  FILE CAPLUS
      6  FILE CIN
      .
      .
      21 FILE TOXCENTER
      49 FILE USPATFULL
      4  FILE USPAT2
L1    QUE BLACK LUNG AND COAL DUST
      -----

      FILE 'TOXCENTER, BIOSIS, CAPLUS, ENERGY,
      NTIS, CIN, CSNB, EMBASE, MEDLINE, SCISEARCH, DISSABS, LIFESCI,
      ESBIOBASE, HEALSAFE, POLLUAB, CONFSCI, PASCAL' ENTERED AT 11:51:55
      ON 14 OCT 2009
L2    21 FILE TOXCENTER
      .
      .
      .
L16   2 FILE POLLUAB
L17   1 FILE CONFSCI
L18   1 FILE PASCAL
      TOTAL FOR ALL FILES
L19   87 S L1
  
```

## GETTING HELP IN STNINDEX

For information about STNindex, enter the HELP INDEX command. You can also enter HELP or a ? at any system prompt for an explanation of your options.

Because STNindex is very similar to a multifile search session, you can request file-specific help for any of the databases in your current STNindex by entering the name of the type of help you want followed by FILE= and a file name. For example, to request the list of search fields to be displayed while you are in STNindex that includes FSTA, enter the following:

```
=> HELP SFIELD FILE=FSTA
```

## COST OF USING STNINDEX

The only charge for using STNindex is a modest connect hour charge, plus any telecommunications fees. There are no search term fees. For more information, enter HELP INDEX at an arrow prompt while online or refer to the current STN Price List.

### => INDEX AGRICULTURE

```
INDEX 'AGRICOLA, ANTE, AQUALINE, BIOSIS, BIOTECHNO, CABA, CAPLUS, CBNB,
      CIN, CONFSCI, CROPB, CROPU, DISSABS, ENVIROENG, ESBIODBASE, FOMAD,
      FROSTI, FSTA, GENBANK, IFIPAT, LIFESCI, NAPRALERT, NTIS,
      PASCAL, SCISEARCH, USPATFULL, USPAT2, ...'
ENTERED AT 12:00:20 ON 14 OCT 2009
```

31 FILES IN THE FILE LIST IN STNINDEX

### => HELP SFIELD FILE=FSTA

The searchable fields in the FSTA File are listed below. If you do not specify a field, your term will be searched in the Basic Index, which contains single words from document titles, abstracts and controlled terms indexing terms. Simultaneous left and right truncation is available in the basic index.

Definition	Search Code
-----	-----
Accession Number	/AN
Authors (or Inventor)	/AU (/IN)
Basic Index	/BI
Classification Code	/CC
Corporate Source (or Patent Assignee)	/CS (/PA)
Controlled Term	/CT
Document Type	/DT (/TC)
Entry Date	/ED (/UP)
Field Availability	/FA
International Standard (Document) Number	/ISN
Journal Title	/JT
Language	/LA
Patent Country	/PC
Patent Kind Code	/PK
Patent Number	/PN (/PATS)
Priority Country	/PRC
Priority Date	/PRD
Priority Number	/PRN (/APPS)
Priority Year	/PRY
Publication Year	/PY
References	/REC (/RE.CNT)
Summary Language	/SL
Source (contains publication year, of non-patent documents, journal name, ISSN, volume, issues, pages, ISBN, no. of references)	/SO
Title	/TI
Trade Name	/TN (/CN)
Update Date	/UP (/ED)
Word Count, Title	/WC.T

All fields are text fields except: ED, PRD, PRY and PY, which are numeric and can be searched with numeric operators or ranges, e.g. 1998-1999/PY or ED>=JAN 2000.

To see a list of display fields, enter 'HELP DFIELDS' at an arrow prompt (=>).

To see the help for a database in the current index, include FILE= and the file name.



## LIST OF STN DATABASE CLUSTERS FOR STNINDEX

ADISBASES	Adis International Limited Database Cluster
AEROTECH	Aerospace and Related Technology Cluster
AGRICULTURE	Agriculture Cluster
ALLBIB	All bibliographic files for STNINDEX searching
AUTHORS	Files for STNINDEX author based searches
BIOSCIENCE	Bioscience Literature Cluster
BUSINESS	Sci-Tech Business and News Cluster
CASLINK	Linked CAS files (Predefined Search Sequences)
CASRNS	CAS Registry Numbers Cluster
CHEMENG	Chemical Engineering Cluster
CHEMISTRY	Chemical Literature Cluster
COMPANIES	Files for company based searches
COMPUTER	Computer Science Cluster
CONSTRUCTION	Building and Construction Cluster
CORPSOURCE	Files for STNINDEX corporate source based searches
CURRENT	Current File Environment Cluster
ELECTRICAL	Electrical Engineering
ENGINEERING	Engineering and Technology Cluster
ENVIRONMENT	Environment Cluster
FOOD	Food Science and Technology Cluster
FORMULATIONS	Formulations Information Cluster
FUELS	Energy Sources Cluster
FULLTEXT	Fulltext Files Cluster
GEOSCIENCE	Earth and Geo-sciences Cluster
GOVREGS	Governmental Regulations Cluster
HCASLINK	Linked CAS files (Predefined Search Sequences)
HEALTH	Health Sciences Cluster
HITS	Files with hits from last L-number with answers
HPATENTS	Patents Clusters with "H" CAS files
HUMANITIES	Social Sciences Cluster
IMSBASES	IMS HEALTH Database Cluster

LEARNING	STN Learning Files
MATERIALS	Materials Science Cluster
MEDICINE	Medicine and Medical Science Cluster
MEETINGS	Sci-Tech Meetings and Conferences Cluster
METALS	Metals Cluster
MOBILITY	Mobility Engineering Cluster
NPS	Numeric Property Searching Cluster
NUMERIC	All numeric files for STNINDEX searching
PATENTS	Patents Cluster
PETROLEUM	Petroleum Cluster
PHARMACOLOGY	Pharmaceutical Science Cluster
PHYSICS	Physics Cluster
PNTTEXT	Patent Fulltext Files Cluster
POLYMERS	Polymer Science Cluster
PV	Pharmacovigilance Cluster
REACTION	Reactions Cluster
RESEARCH	Research Cluster
RFTOOLS	Library Reference Tools Cluster
SAFETY	Occupational Health and Safety Cluster
SESSION	Current files with L-numbers Cluster
STRUCTURE	Structure Searching Cluster
TOXICOLOGY	Toxicological Information Cluster
USPATALL	US Patent Full Text Cluster
2ANAVIST	STN AnaVist, Version 2.0, cluster
2HANAVIST	STN AnaVist, Version 2.0, cluster (HCAPLUS)

To see the list of databases that comprise a cluster, enter `DISPLAY CLUSTER` followed by the cluster name. Enter `HELP CLUSTER NAMES` to see a list of all system-defined clusters and their definitions.

## LIST OF VALID STNINDEX COMMANDS

The following commands are valid in STNindex. Exceptions are indicated by parentheses. Commands not listed here may not be used in STNindex.

**ACTIVATE** (except for answer sets)

**DELETE**

**DISPLAY** (except for answer sets)

**EDIT**

**EXPAND**

**FILE**

**HELP**

**INDEX**

**LOGOFF**

**NEWS**

**SAVE** (except for answer sets)

**SEARCH**

**SET** (except for DFORMAT, FORMAT, RANGE, SUBSET, TOLERANCE, and UNIT)

For details on a command, enter HELP followed by the command name at an arrow prompt while online (e.g., HELP ACTIVATE).